



# Half-halt



The Newsletter for the Southeastern Chapter of the Virginia Dressage Association

Volume Number 32

Issue Six

June 2020

# Closed

## Due to

# Covid – 19

Reopening in July ... Governor Permitting

## 2020 Board of Directors

**President:** Cookie Parsons

[Ljane77@hotmail.com](mailto:Ljane77@hotmail.com)

**Vice President:** Robyn Nunnally

[robynnunnally@aol.com](mailto:robynnunnally@aol.com)

**Secretary:** Kathy Rowse

[kathymrowse@gmail.com](mailto:kathymrowse@gmail.com)

**Treasurer:** Evelyn Eidem

[evelyneidem@yahoo.com](mailto:evelyneidem@yahoo.com)

**Membership:** Carol Gonyo (manual)

[carolgonyo@gmail.com](mailto:carolgonyo@gmail.com)

**Awards:** Joanne Smith

[jsmith-1@Verizon.net](mailto:jsmith-1@Verizon.net)

**Schooling Show:** Melissa Evelyn

[melissalynnevelyn@yahoo.com](mailto:melissalynnevelyn@yahoo.com)

**Licensed Show:** Toni Meranda

[t.meranda@charter.net](mailto:t.meranda@charter.net)

**Youth Chair:** Charlene Jensen

[Chrisandcharlene@charter.net](mailto:Chrisandcharlene@charter.net)

**Scholarship:** Janice Mumford

[janicemumford@gmail.com](mailto:janicemumford@gmail.com)

**Clinics:** Lora Gibson

[lorahowgib@gmail.com](mailto:lorahowgib@gmail.com)

**Webmaster:** Wendy Murray

[wendylanem@gmail.com](mailto:wendylanem@gmail.com)

**Newsletter:** Sarah Miller

[ttccorporation@aol.com](mailto:ttccorporation@aol.com)

### **Members at Large:**

Pinky Hipp (help schooling show if needed)

[Pinkyhipp@gmail.com](mailto:Pinkyhipp@gmail.com)

Ray Penland (Coggins)

[penlandr@cox.net](mailto:penlandr@cox.net)

Whitney Kelso (Manual)

[horsegalwhit@gmail.com](mailto:horsegalwhit@gmail.com)

Laura Celia

### **VADA Rep:**

Robyn Nunnally,

[robynnunnally@aol.com](mailto:robynnunnally@aol.com)

Sandy Toby,

[omdressage@gmail.com](mailto:omdressage@gmail.com)

Beth Ripple

[horsemomva@cox.net](mailto:horsemomva@cox.net)



Can't wait to get back to the show ring!

# Vote

for

## Sandy Toby

for

## PM Delegate for USDF

we need her to represent us



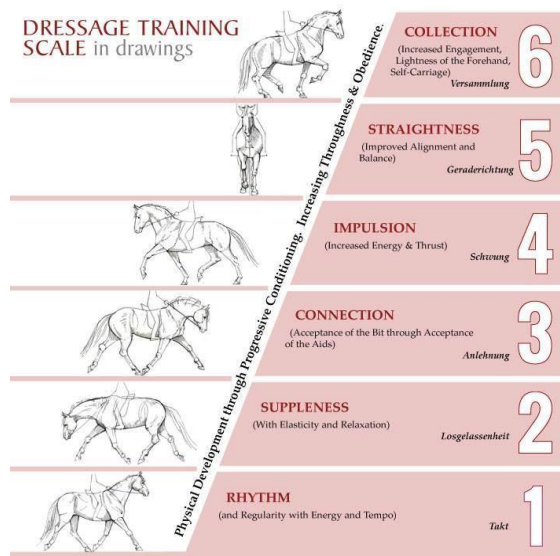


## Rhythm in Motion

By Eileen Darland

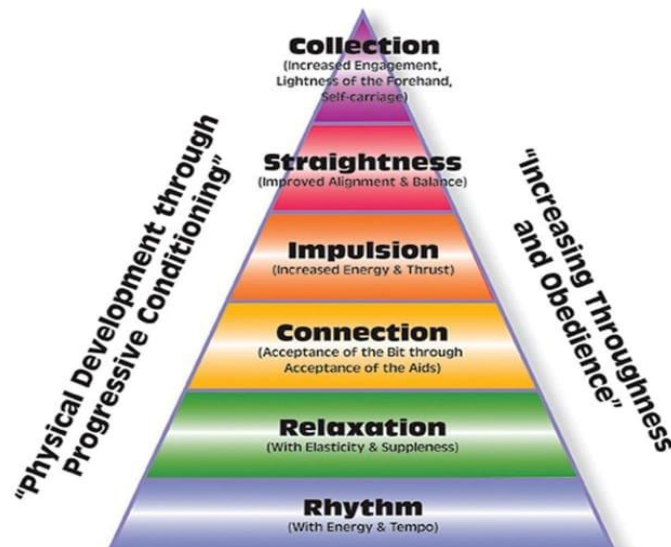
As Dressage riders we all hear about the Training Pyramid and levels to through as the horse and rider progress but where did this all come from and what do today's experts have to say in comparisons to the classical old masters?

The original "Training Scale" was developed by the German military to ensure that classical principles and traditions were honored and adhered to by each generation of riders. Often it is depicted in a pyramid shape with rhythm as the foundation step and collection at the top.



The USDF in order to help riders produce brilliant tests and set standards for how they should train/perform used the German Military one and came up with the USDF Training Pyramid. This Pyramid consists of six levels: Rhythm, Relaxation, Suppleness, Connection, Impulsion, Straightness, and Collection. In

a series of six articles each level will be discussed and explained by inviting judges and trainers to give their perspectives and taking a look at one of the Old Classical Schoolmasters views.



## Classical Dressage Master

One of the historical greats, Alois Podhasky, can be quoted as saying that “rhythm denotes the regularity of the steps.” So, in other words in riding rhythm is like dancing to the beat and motion of the music! Furthermore, he added that “even a horse with dull and stiff steps can move in rhythm.” This sounds a lot like those husbands who can’t really dance but are able still able to sway to that slow song with his wife. And finally, Podhasky states, “if Rhythm is lost, the gait will become unlevel and the horse will lose his brilliance and beauty.” Despite being the very first stage of the training pyramid is very important as it is the bases for the other levels to build on. A bit like trying to teach someone to read to Kill a Mockingbird but never teaching them how to sound out words. (All quotes were taken from *The complete Training of the Horse and Rider In the Principles of Classical Horsemanship* page 33.) With the look at a Classical Horse Master’s view on rhythm we will now move onto the judge’s perspective.

## Judges View

Janice Mumford, L Grad and USEF WD “R”, had the following to say about rhythm:

The first priority of the judge when looking at a horse is the rhythm of the gaits and quality is second. The gait score directives state Freedom and Regularity (rhythm). Does your horse have a 4-beat walk, 2 beat trot and 3 beat canter? To deviate from this is a fault and will lower your gait score. If 2 horses both have correct rhythm in all three gaits but one is tight and the other has free elastic movements, the expressive gaits will score higher under gait score. The word tempo is often confused with rhythm. Tempo is the repetition (fast or slow) of the rhythm.





## USEF Rule Book

### WALK

1 The walk is a marching gait in a regular and well-marked, four-time beat with equal intervals between each beat. This regularity combined with full relaxation must be maintained throughout all walk movements.

2 When the foreleg and the hind leg on the same side swing forward almost synchronously, the walk has a lateral rhythm. This irregularity is a serious deterioration of the gait.



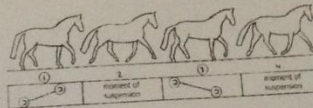
2.3 The walk is a gait in four-beat rhythm with eight phases (the numbers in circles indicate the beat).

### TROT

1 The trot is a two-beat gait of alternate diagonal legs (left fore and right hind leg and vice versa) separated by a moment of suspension.

2 The trot should show free, active, and regular steps.

3 The quality of the trot is judged by general impression, i.e. the regularity and elasticity of the steps, the cadence and impulsion in both collection and extension. This quality originates from a supple back and well-engaged hindquarters, and by the ability to maintain the same rhythm and natural balance with all variations of the trot.





2.4 The trot is a gait in two-beat rhythm with four phases (the numbers in circles indicate the beat).

### CANTER

1 The canter is a three-beat gait where, in canter to the right, for example, the footfall is as follows: left hind, left diagonal (simultaneously left fore and right hind), right fore, followed by a moment of suspension with all four feet in the air before the next stride begins.

2 The canter, always with light, cadenced, and regular strides, should be moved into without hesitation.

3 The quality of the canter is judged by the general impression, i.e. the regularity and lightness of the steps and the uphill tendency and cadence originating from the acceptance of the bridle with a supple poll and in the engagement of the hindquarters with an active hock action—and by the ability of maintaining the same rhythm and a natural balance, even after a transition from one canter to another. The horse should always remain straight on straight lines and correctly bent on curved lines.



2.5 The canter is a gait in three-beat rhythm with six phases.

## Trainer's View

Felicitas von Neumann-Cosel, trainer of First Choice Farm located in Maryland, kindly gave these remarks on Rhythm to share:

- Rhythm is often mixed up and not quite understood, rhythm and tempo are the first element of our training scale.
- Rhythm refers to the sequence of footfall in each gait and the regularity of it. This means for the walk a four beat, the trot a two beat and the canter a three beat.
- The tempo means the how quick or slow the footfall is in each gait.
- Only a horse that can find the rhythm with the perfect tempo in each gait can relax and become supple, which is the second element of the training scale.
- Going too fast will increase tension and often make the horse mentally hectic and physically tight, while going to slow will not allow the horse the energy to carry itself and become supple.
- The rider needs to learn how to feel the horse through the seat bones and recognize the rhythm with the right tempo in order to help the horse regulate both so it can find a march, flow, swing or jump in the gaits.

- Sometimes I tell the student that each horse has a song for each gait with the perfect rhythm and tempo so it can relax.
- To maintain the tempo it can be helpful to think of a metronome that is in the rider's head and melts through the body, in order to support the horse with the seat.
- Understanding and feeling rhythm and tempo is very important at all times not just in the beginning as a base for the training scale, but throughout the training, particularly through the biggest extensions and highest collection as well as all lateral work.

To conclude, this writer and horse lover hopes this article will give some added insight and thought to rhythm with dressage riding. Till next newsletter, have a great dance with your equine partner!



**Kathy Rowse**  
*USDF "S" Judge*  
*USDF "L" Faculty Member*  
*USDF Bronze, Silver & Gold Medalist*  
*Grand Prix Rider, Instructor & Trainer*  
*Teaching Beginners thru Grand Prix*



*Also available to teach at Silverleaf Farm:*  
*Kate Knick, USDF Bronze & Silver Medalist*

[www.silverleaffarm.org](http://www.silverleaffarm.org)

**1468 Peppercorn Lane**  
**Suffolk, VA 23432**  
**757.617.9505**  
**kathymrowse@gmail.com**



**After much thought, the VADA Board of Directors reached the difficult decision to postpone the Williams-Warren Symposium to the same weekend next year (June 26/27, 2021) at the same location.**

**This was not an easy decision to make but we realized that it was the smart/safe thing to do. First, we are not even sure what rules the state will have in effect at that time and whether we would even be able to hold the event. Also, this was always intended as an auditor-oriented event and in this time of social distancing, it did not seem reasonable for us to encourage our members to travel and given everyone's justifiable concerns about doing so, we weren't confident many of them would be willing to do so.**

**Since VADA will be making a significant financial investment in this symposium, we want to make sure we do everything we can to maximize member participation. For these reasons, the Board decided that postponing the symposium until June of 2021 was the prudent thing to do.**

**In the meantime, VADA is going to work on putting together several webinars that we will make available to our members to offer them a number of free educational opportunities.**

**Please stay safe/healthy and keep an eye out for upcoming educational opportunities.**

**Be smart and stay healthy -**

**The VADA Board of Directors**



# UNITED STATES DRESSAGE FEDERATION™

4051 IRON WORKS PARKWAY, LEXINGTON, KY 40511

PHONE (859) 971-2277 • FAX (859) 971-7722

May 19, 2020

To the membership of USDF,

Noting this is but the close of a chapter, but not the end of the book, as I write this letter we are just a little over two weeks away from the expiration of the suspension of recording of results from USEF/USDF dressage competitions and dressage schooling shows on May 31 (11:59 PM).

Our USDF staff that has been working from home since mid-April will soon, we hope, be able to carefully and sensibly transition to working from our Headquarters at the Kentucky Horse Park, just as the US Equestrian employees hope to do the same.

In the last five weeks many of our Committees have been hard at work considering questions we have posed and providing valuable input to the Executive Board that has been meeting on an almost biweekly basis with USDF staff. We have tried to keep you up to date as programs and competitions have been delayed, re-scheduled or cancelled throughout the country. We have made modifications to requirements for many USDF programs that we have published as decisions were made, including modifying the continuing education requirements for L Graduates, the requirements for the Youth Dressage Rider Recognition Program for 2020, refunding NAYC rider application fees and supporting an increase in the number of Junior and Young Rider invitations for the 2020 USEF Dressage National Championships.

Our Championship Programs -- the USDF Breeders Championships and the USDF Regional Championships -- are more complicated, as we have considered each Region, the qualifying season, the changes to the competition calendar, as well as the impossibility of predicting Government actions in dealing with the COVID-19 pandemic. After due consideration, we have made several adjustments to the 2020 championship requirements to try to accommodate the needs and challenges of our membership.

## 2020 USDF Breeder Championship Series Qualifier and Final Competitions

1. One qualifying competition, which can be held in conjunction with a series final, is required for a series to hold a series final competition.
2. The top three placing horses in each USDF Breeders Championship Series qualifier class will be qualified for the final, regardless of whether the first or second place horse has previously qualified.

## 2020 USDF Regional Championship Program Modifications

1. Change fees waived for date, name, and location of competitions, including Championships
2. Late insurance, late prize list, late competition recognition fees waived
3. Competitor change of region fees through August 1 reduced from \$100 to \$25 and from August 2 to closing date reduced from \$300 to \$100
4. Competitors will be able to qualify by earning both scores at one competition; both scores may have the same judge or panel.
5. During the entire 2020 qualifying season any qualifying score earned in a class that was designated Q, held prior to June 1, 2020, but not entered as Q, upon notice and payment of the \$15.00 qualifying fee to the USDF office prior to the closing of the date of the Championship, may be counted as a "good" qualifying score (membership requirements at the time of the competition where such score was obtained are unchanged).

With the assistance of the USDF Competition Management Committee, Technical Delegate Committee and Rules Advisory Working Group, and in close cooperation with the US Equestrian Dressage Department, we have identified and drafted requests for Presidential Modifications to the USEF rule book (Dressage and General) that we believe are needed to help our competition organizers, competitors and licensed officials as we restart the dressage competition season. In addition to the overall [US Equestrian Federation COVID-19 Action Plan and FAQ](#), we have created the [USDF Best Practices Considerations for Dressage Competitions](#) that provides valuable information for organizers, show management and officials for licensed (Level 1-3) or schooling shows.

This Friday, May 22, US Equestrian and USDF will hold a joint [ZOOM webinar](#) that is Dressage specific. We hope that you will be able to attend live and submit questions (see the separate notices from USDF, [www.usdf.org](http://www.usdf.org) or [www.usef.org](http://www.usef.org)) and if you are unable to attend note that all of the COVID-19 theme webinars are available to view at your convenience.

In closing, we admit that these unsettling times are not yet behind us. Some areas of the country will re-open (or close) on a timeframe not of our choosing nor under our control. There will be inequities – this is a given. We will do our best to ensure “as level a playing field as is possible” for the rest of the season. Conditions WILL change from time to time. If you are ready and comfortable to resume competition you should. If you are not ready or not comfortable, that is ok too! Regardless of your situation, your USDF volunteer leadership, our USDF staff and your fellow members all need to support each other as we navigate unfamiliar and unwelcome challenges. We are bound together by love for our horses and passion for our Dressage education and sport. Through continued positivity and an eye to the future that is decidedly Post-COVID19, we are all in this together. And that is how we will best emerge on the far side.

Stay safe and be well.

Lisa Gorretta  
President, USDF



Old Mill Dressage



Suffolk, VA

757-582-2939



**Sandy Toby**  
USDF Silver/Bronze  
Medalist  
"L" Graduate W/  
Distinction

oendressage@gmail.com  
1752 White Marsh Rd,  
Suffolk, VA

## SVDA 2020 Calendar Schooling Show Schedule

Date	Location	Judge	Open	Close
07/05/20	Pleasant Ridge Farms	Margaret Little	06/08/20	06/22/20
07/19/20	Amazing Grace- Carrollton	Donna Gatchell" L"	06/22/20	07/06/20
08/23/20	SeaHorse Farm – Suffolk	Sandy Toby" L"	07/27/20	08/10/20
09/20/20	Bridlewood –Suffolk	Wanda Escobar	08/31/20	09/14/20
09/27/20	SVDA Schooling Show Make up show			
10/18/20	<b>SVDA Championship Show</b> Wakefield 4H Center	Carol Bishop @'C' TBA@'B'	09/21/20	10/05/20
11/01/20	<b>SVDA General Membership Meeting</b>			

### Sanctioned schooling shows

#### Wakefield Airfield 4-H Center

Sept. 19, 2020

Oct. 17, 2020

#### Crescent Bay Pony club held at Northwest River park

June 28, 2020

Oct. 4, 2020

#### Deep Creek Stables

### Licensed Show 2020

7/11.12.13	<b>Dressage @ Lexington - VADA</b>
7/25.26	<b>Raleigh Summer I &amp; II, Raleigh NC</b>
8/9	<b>VADA – CH @ Culpeper, VA</b>
8/29.30	<b>NCDCTA Labor of Love I &amp; II, Raleigh NC</b>
9/12.13	<b>Roemont, Fredricksburg</b>
10/8.9.10.11	<b>GAIGs Lexington, VA</b>
10/18	<b>SVDA Championship Show Wakefield 4H Center</b>
10/24.25	<b>CBLM Williamston, NC</b>



Southeast Virginia Dressage Association  
presents

## ***A Socially Distant Virtual Schooling Show Series***

Video your tests and compete from home!

**Show #1: April 1-15**

Janice Mumford (VA), USDF L Grad and USEF WD "R"

**Show #2: April 29-May 13**

Robyn Nunnally (VA), USDF L Grad w/Distinction and USEF WD "R"

**Show #3: June 3-17**

Sharron Sarchet (CO), USEF Dressage "r" and WD "R"  
Allison Cino (WA), USDF L Grad w/Distinction

**Show #4: July 1-14**

Simone Windeler (CO), USDF L Grad and USEF WD "R"  
Crystal Forsell (TX), USDF L Grad

**Show #5: August 5-18**

Gail Matheus (KS), USDF L Grad w/Distinction and USEF WD "r"  
Aviva Nebesky (MD), USDF L Grad w/Distinction

**Show #6: September 2-15**

Katharina Nowotny-Boles (TN), USDF L Grad w/Distinction and USEF WD "R"  
Sara Justice (OH), USDF L Grad

**Show #7: September 30-October 13**

Judges: TBA

**Show #8: November 4-17**

Jo Renn (WA), USDF L Grad w/Distinction

Riders have two entry options:

- Submit a videoed test as part of a "class," in which tests are judged and ribbons are awarded.
- Submit a videoed test as a "training ride," in which tests are judged and include training tips and suggestions for improving future tests (no ribbons).

Cost is \$20 per videoed ride; \$25 for incomplete entries after closing date. No SVDA vouchers accepted.

Scores do not count toward live show championship qualifications or year-end awards. However...

**High-point score for each show wins a \$25 SmartPak gift card!**

**Series-end championship ribbons will be awarded through sixth place for each division!**

Contact Melissa Evelyn at [melissalynnevelyn@yahoo.com](mailto:melissalynnevelyn@yahoo.com) or 919-740-2320 for more information.



Southeast Virginia Dressage Association  
presents

## ***A Socially Distant Virtual Schooling Show Series***

Video your tests and compete from home!

### **Arena Notes**

Small arenas are 20x40 meters; standard arenas are 20x60 meters. Regulation sizing is preferred, but we allow some flexibility. Get as close to these measurements as you can, given whatever space constraints you have. Please be sure to set up corners (poles work well) and mark the letters appropriately—improvising with buckets, cones, etc. is perfectly acceptable. 😊

### **Rules for Videoing Your Test**

- **Position camera in line with C** but far enough away to see entire horse as it passes C.
- Videos must be continuous from start to end of test; no combining of clips is allowed.
- Readers are allowed. **Coaching is not allowed.** Background audio must be included.
- **Videos must be filmed horizontally (landscape mode)** to maximize the judge's view of the arena.
- Keep rider and horse in frame. Pan left or right to follow the rider into the near corners.
- **Zoom in when rider is past X so that movements are still clearly visible.**
- Stay zoomed out enough (entire ride) so that the judge can assess geometry, accuracy.

### **How to Submit Your Video**

- Upload your video to YouTube **at the highest resolution possible.**
- **Entry Option 1:** Copy and paste the video link(s) into the online entry form here: <https://fs27.formsite.com/vablond25aolcom/dje70brzfh/index.html>. Payment via PayPal is required to use this method.  
**Entry Option 2:** Send the YouTube link and entry form (PDF/Word doc) to Melissa Evelyn at [melissalynnevelyn@yahoo.com](mailto:melissalynnevelyn@yahoo.com). After the entry secretary confirms that your video meets all requirements, you will be notified and instructed on how to send payment via PayPal or personal check made out to SVDA.

Contact Melissa Evelyn at [melissalynnevelyn@yahoo.com](mailto:melissalynnevelyn@yahoo.com) or 919-740-2320 for more information.



Southeast Virginia Dressage Association  
presents

## ***A Socially Distant Virtual Schooling Show Series***

Video your tests and compete from home!

### **Entry Form**

(Online entry form is here: <https://fs27.formsite.com/vablond25aolcom/die70brzfh/index.html>.

Payment via PayPal is required to use this method.)

Virtual show date \_\_\_\_\_ Open/AA/Jr \_\_\_\_\_

Rider \_\_\_\_\_

Horse \_\_\_\_\_ Age of horse \_\_\_\_\_

Street address \_\_\_\_\_

City \_\_\_\_\_ State \_\_\_\_\_ Zip code \_\_\_\_\_

Phone \_\_\_\_\_ Email \_\_\_\_\_

Dressage tests offered: FEI/USDF (classical), WDAA (western), Musical Freestyles, USEA (eventing),  
WE (working equitation); don't see your discipline listed? Ask us!

Test #1 \_\_\_\_\_ Class or Training Ride (circle one)

Test #2 \_\_\_\_\_ Class or Training Ride (circle one)

Test #3 \_\_\_\_\_ Class or Training Ride (circle one)

Test #4 \_\_\_\_\_ Class or Training Ride (circle one)

**NEW! Ribbon Buyback option: \$1 discount per test (in a class) if you do not want or need a ribbon. If you choose this option, your test sheet will be emailed within 24 hours of your class results being finalized. If you do not choose this option, your test sheet will be mailed with your ribbon via USPS 3-5 days after all final class results are posted online.**

Yes, I would like to use the Ribbon Buyback option. Please keep my ribbons and email my test sheets.

No, I would not like to use the Ribbon Buyback option. Please mail my ribbons and test sheets via USPS.

Fees \$20\* x \_\_\_\_\_ Tests = \_\_\_\_\_ Total      PayPal \_\_\_\_\_ Personal Check \_\_\_\_\_

\*\$25 per test for entries that are incomplete after the show's closing date. No SVDA coupons accepted.

Contact Melissa Evelyn at [melissalynnevelyn@yahoo.com](mailto:melissalynnevelyn@yahoo.com) or 919-740-2320 for more information.





Southeast Virginia Dressage Association  
presents

## ***A Socially Distant Virtual Schooling Show Series***

Video your tests and compete from home!

### **Series-End Awards**

Series-end championship ribbons will be awarded through sixth place for each division. Winners will be calculated by averaging each rider's two highest scores, throughout the series, at a given level. Riders must compete in at least four of the eight virtual shows to be eligible for awards.

#### **Junior Divisions**

USDF Intro Level  
USEF Training Level  
USEF First/Second Level  
USEF Third Level & Above  
WDAA Intro Level  
WDAA Basic Level

#### **Adult Divisions**

USDF Intro Level  
USEF Training Level  
USEF First/Second Level  
USEF Third Level & Above  
WDAA Intro Level  
WDAA Basic Level  
WDAA Gaited Intro Level  
WDAA Gaited Basic Level

#### **Show dates:**

April 1-15 | April 29-May 13 | June 3-17 | July 1-14 | August 5-18  
September 2-15 | September 30-October 13 | November 4-17

#### **Current series standings:**

<https://docs.google.com/spreadsheets/d/1h1kbpt9DCR9Wf9bvN62DsILRxa4tDfKLeeGvXOGprQo/edit?usp=sharing>

Interested in sponsoring our virtual show series-end awards? Contact Melissa Evelyn at [melissalynnevelyn@yahoo.com](mailto:melissalynnevelyn@yahoo.com) or 919-740-2320 for more information.

**SCHOOLING SHOW VOLUNTEER POSITIONS – 2020**

**Date:** July 5, 2020

**Entries open:** 06/08/2020

**Entries close:** 06/22/2020

**Location:** Pleasant Ridge Farms

**Entry Secretary: ONLINE ENTRIES PREFERRED!**

[WWW.SOUTHEASTVIRGINIADRESSAGE.ORG](http://WWW.SOUTHEASTVIRGINIADRESSAGE.ORG); Wendy

Corrice, 5709 Holy Neck Road, Suffolk, VA 23437;

757.779.2882; wendylanem@gmail.com

**Ring Transportation to:** Must contact Mike Rowse (621.6769) prior to picking up items:

•

**Items to be picked up:**

- Letters, cones, chain, 2 measuring tapes, 4 tables, 4 chairs

**Ring Set up:**

- 
- 
- 
- 

**Lunches & snacks:**

**Show Secretary AM:**

**Show Secretary PM:**

**Scribe AM:**

**Scribe PM:**

**Ring Steward AM:**

**Ring Steward PM:**

**Runner AM:**

**Runner PM:**

**Ring Take Down:**

- 
- 
- 
- 

**Ring Transportation from:** Must contact Mike Rowse (621.6769) prior to returning items shown below:

•

**Items to be returned:** Letters, cones, chain, 2 measuring tapes, 4 tables, 4 chairs

**SVDA Rep:**

a.m. –

p.m. -

**2020 Volunteers**

**Totals**

Beth Anderson	4	Dahlia Jensen	3
Mary Barczak	4	Emma Jensen	1
Karen Barnard	4	Whitney Kelso	8
Kim Bliefernich	2	Maureen Lawrence	2
Paul Bliefernich	2	Christine Metz	11
Debbie Bowden	8	Toni Meranda	13
Krista Bryant	8	Ava Miller	2
Linda Cannon	5	Katie Miller	2
Laura Celia	13	Sarah Miller	12
Wendy Corrice	8	Tammy Moore	12
Eileen Darland	10	Janice Mumford	13
Evelyn Eidem	8	Robyn Nunnally	21
Melissa Evelyn	24	Maria Oshea	2
Barbara Felton	7	Katy Owens	8
Susan Forester	7	Lorna Parsons	8
Beth Galbraith	5	Ray Penland	8
Katherine Gardner	2	Nancy Pettet	2
Lora Gibson	8	Beth Rippel	8
Carol Gongo	8	Kathy Rowse	19
Ed Hipp	3	Shannon Schell	2
Pinky Hipp	8	Nancy Slack	4
Aiden Hughes	4	Joanne Smith	14
Ben Hughes	9	Jessica Stallings	16
Hope Hughes	4	Deb Sweetman	4
Melissa Jamison	2	Sandy Toby	8
Charlene Jensen	11	Stephanie Walker	6

